

STAY GUIDE

DEER HUNTING

IN WILDLIFE RESERVES



Customer Relations Centre: 1-800-665-6527

SOS Poaching: 1-800-463-2191

sepaq.com/chasse





GROUP

GROUP LEADER

The group leader can be a hunter or a companion. The group leader or the substitute must ensure that the group receives all the information provided in the documentation and be present throughout the entire stay up until the harvest. The group leader is also in charge of the members of the hunting expedition and must ensure that the number of members does not exceed the permitted capacity.

- Mini group: two hunters | one deer/hunter
- Simple group: four hunters | one deer/hunter
- Double group: eight hunters | one deer/hunter

COMPANION

A person accompanying a hunter is not allowed to hunt. Non-hunter companions are admitted free of charge according to the capacity of the cabin.

- Cabin for five people or fewer: maximum of two companions
- Cabin for six people or more: maximum of four companions
- A maximum of 6 hunters when camping

NON-RESIDENT HUNTER

A non-resident can be part of a hunting expedition as an invited hunter. The person must however purchase a provincial deer hunting licence for non-residents to join the group.

FREE SERVICES

Ecoforest maps to download from the website, available for GPS or mobile devices (Avenza or PDF version).

Transportation sledge and motorized winch. Available in limited quantities only.

Bracket, chain hoist, and gambrel. Available close to your accommodations.

Access to a cold room. Game must arrive quartered (four pieces), with or without the skin.

Services of a bloodhound handler who will conduct searches for wounded game and fire controls free of charge according to availability at the time of your hunt. Please report all animals shot and increase your chances of a successful harvest!

ACCOMODATIONS

CAMPING

Groups having decided to camp (including family hunting parties) must identify where in the sector they have chosen to set up their campsite and share it with the management of the wildlife reserve before the hunting stay.

CABINS AND MODIK CABINS

The cabins offered are equipped with a full kitchen (cooker with oven, refrigerator, dishes, cooking pot), a bathroom with a shower and hot water, and an electric or propane lighting and heating system.

RUSTIC SHELTERS

The rustic shelters offered are typically equipped with wooden bunk beds with Styrofoam mattresses, a table with chairs, a lamp, and a two-burner propane cooking stove as well as a wood-fueled heating stove.

Water must be drawn from the lake (bring a pail for this purpose) and dry toilets only are provided. No amenities, such as dishes, utensils, an oven, or others, are provided. We advise you to come equipped with a good icebox and plan to bring drinking water and ice for the duration of your stay.

CARTOGRAPHY

You will find, in this documentation, one map per hunter, presenting the boundaries of your hunting sector and a map indicating the location of previous harvests. Please note that these boundaries take precedence over any other documentation to this effect.

In addition, it is possible to download the map of your sector free of charge from our website. This map presents hunting sector boundaries, the road network, logging sites, major land features, and the network. We would suggest that you advise all hunters of the group to purchase a MicroSD card for Garmin GPS or download the GPS file for the wildlife reserve free of charge from our website and copy it on a MicroSD card to be integrated into your Garmin GPS.

YOUR HUNTING SECTOR IN 3D

Download the Google Earth file from the map library on our website and you can see your hunting sector in 3D on your computer.

AVENZA MAPS

Avenza Maps is a mobile app enabling you to download maps for offline use on a mobile device. Use the integrated GPS of your device to track your position, locate a route or a photo, measure a distance or zone, etc. To read one of our maps using Avenza Maps, you just have to download the map in question from the Avenza Maps Mapstore or scan the QR code on hunting sector maps. The procedure is presented on the Sépaq website.

ONLINE DOCUMENTS

Under the Information heading of the portal for each wildlife reserve on the Sépaq website, you will find:

- Observation and harvest statistics for previous years.
- A general map of hunting sectors and detailed topographical maps of each hunting zone.
- The Avenza PDF Maps free app for smartphones enabling you to geolocate your position from our various maps of the territory.
- The substitution application form.

We invite you to consult provincial regulations governing sport hunting on the website of the Ministère de l'Environnement, de la Lutte contre les changements climatiques, de la Faune et des Parcs :

<https://www.quebec.ca/en/tourism-and-recreation/sporting-and-outdoor-activities/sport-hunting>



HUNTING TIPS




YOUR WEAPON

Informed hunters will have taken care to check and adjust their weapon before the hunt begins. To avoid any last-minute inconvenience, make sure that your weapon is authorized and safe, and that you are in compliance with the Firearms Act.

THE CHOICE OF AMMUNITION

According to the *Association des Conducteurs de Chiens de Sang du Québec* (Quebec association of bloodhound handlers), if certain hunters had chosen the right projectile, a number of bloodhound searches would have been avoided.

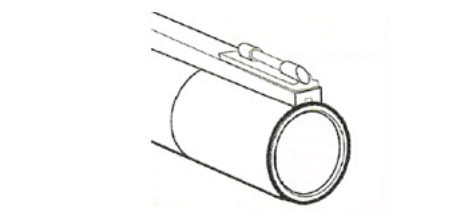
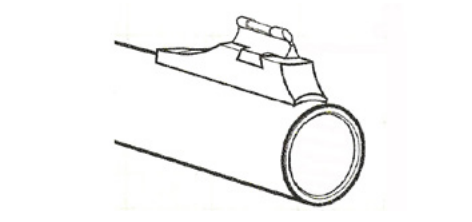
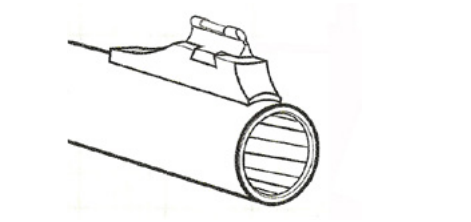



RIFLE HUNTING

Standard expanding soft-point bullet	Bonded core bullet	Solid monolithic copper bullet
It is the least resistant of all and should be reserved for use with low-velocity calibre weapons.	It has a much higher resistance and is suitable for high-velocity calibre weapons.	It is the most resistant projectile and ideal for very powerful magnum calibres. Since this is an unleaded bullet, it does not pose a danger to the environment or to you.
		
RECOMMENDED: DEER AND BEAR NOT RECOMMENDED: MOOSE	RECOMMENDED: MOOSE, DEER, AND BEAR	RECOMMENDED: MOOSE, DEER, AND BEAR

HUNTING WITH A RIFLE

Hunting with a rifle is suitable for short-distance shots (less than 100 yards). Over a short distance, the impact of a rifle shot is enough to strike down an adult moose. Make sure that your firearm is suitable for the type of projectile used. The use of a telescope is strongly recommended in cases where it can be added to the rifle. These tips apply to hunters staying at Réserve faunique de Portneuf (only for the last three days of hunting).

Single 10 and 12 calibre bullet cartridge

Smooth-bore weapon and simple handlebar with lead rifled slug cartridge (<i>slugger type</i>)	Smooth-bore weapons and crosshair systems or optical viewfinder with lead rifled slug cartridge (<i>slugger type</i>)	Shotgun with a rifled barrel and crosshair system or optical viewfinder with 250-grain or more sabot bullet cartridge (copper monolithic cartridge recommended)
		
		
NOT RECOMMENDED	RECOMMENDED FOR SHORT-DISTANCE SHOTS	BEST RECOMMENDATION

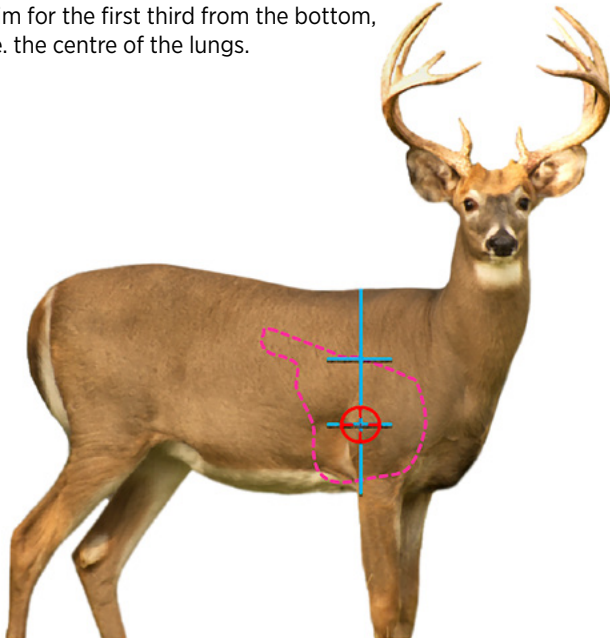
CODE OF ETHICS

THE SHOT

The vital area is located in the centre of the lung.

A shot to the upper head area is not fatal.

Aim for the first third from the bottom, i.e. the centre of the lungs.



WHAT TO DO AFTER HAVING SHOT BIG GAME

Stay calm, identify the precise location where the animal fled, and note the time of the shot.

If the animal entered the forest, mark the spot using a fluorescent ribbon and look for clues within a radius of 50 feet. If the animal was shot, but the search is shaping up to be difficult, don't forget to contact the bloodhound handler right away.

How long to wait before starting the search?

- **One hour** if the shot hit the lungs (pink blood with small bubbles).
- **Two to three hours** if the shot hit the liver (dark red blood), unless it rains or darkness is setting in.
- **Six to eight hours** if the shot hit the intestines (greenish liquid with a noxious stench).

LOSS OF MEAT

Big game can be unfit for consumption for the following reasons:

- Improper handling after the killing
- Late evisceration or excessive heat
- Transportation of the whole carcass
- Presence of parasites
- Animal harvested with an injury caused by other hunters or by combat

The loss of meat does not constitute grounds for reimbursement or compensation in any way, and you will not have the privilege of killing another animal.

THE HUNTER MUST

- Learn the applicable regulations.
- Inform those concerned of any situation that's dangerous or likely to harm people, their property, or the fauna.
- Respect the permissible kill and possession limit as well as the sector assigned.
- Respect the habitat at all times.
- Report all cases of poaching and any breach or attitude contrary to the regulations or ethics of the sport.
- Refrain from hunting while under the influence of alcohol or drugs.

IN ADDITION

- Wearing a safety vest is mandatory in all hunting sectors, regardless of the hunting gear permitted in certain sectors.
- Respect the limits of the assigned sector.
- Refrain from hunting from a vehicle or in any other illegal manner.
- Refrain from asking, or allowing, a guide to shoot an animal in your place.

HERE ARE SOME GUIDELINES TO ENSURE THE SAFETY OF CLIENTELE IN THE FOREST:

If, by misfortune, a member of your group were to get lost in the forest, notify our staff as soon as possible according to the situation:

During the day

- Fire three shots in quick succession every two hours.

As of nightfall

- 30 minutes after nightfall, fire a shot every fifteen (15) minutes.
- If you're injured, fire three (3) shots in quick succession.
- Always stay put; don't move to another location during the night; stay calm and prepare a fire.
- Remain vigilant and always have a survival kit, a knife, matches, a compass, ammunition (12 bullets), and other essential elements which could help you if need be.
- If it promises to be a very cold night, move around and don't sleep. We assure you that as soon as our organization is notified, we'll take appropriate action.

RULES TO REMEMBER

FAMILY HUNTING

To engage in this type of hunting, the group of four hunters must absolutely include a youngster between 12 and 17 years of age who must have a hunter's certificate or an initiation licence for apprentice hunters, hold a valid hunting licence, and remain for the entire stay. The youngster must actively participate in the hunt. Groups not complying with this criterion will be expelled from the wildlife reserve without compensation.

HARVESTING AN ANTLERLESS DEER

You can harvest an antlerless deer only if

Your stay includes an antlerless deer hunting licence. This inclusion is noted on your booking confirmation, if applicable.

or

You have won a special licence for antlerless deer through the random draw for special licences.

ERRONEOUS HARVESTING

In all cases of an erroneous harvest, hunters must immediately affix the transport coupon of their licence on the animal. Only one transport coupon need be affixed. The animal must then be eviscerated and handed over to wildlife protection officers, making the necessary arrangements to retain the edible flesh.

SUBSTITUTE GROUP LEADER

A group leader or a substitute cannot book more than one deer hunting stay in the wildlife reserve network during a given season. The winning group leader or substitute, as the case may be, must self identify upon arrival at the wildlife reserve by providing an official piece of photo identification and must accompany the group until the moment of the harvest.

A substitution can only be authorized in the following circumstances:

- Mortality in the group leader's immediate family
- Convocation of the group leader by a court of law
- Unexpected medical reason concerning the group leader

In all cases of substitution, official supporting documents are required and must be included with the substitution request. The substitution can only be for the person whose name appeared as substitute on the random draw registration form.

Substitutions must be submitted to the Sépaq Customer Relations Centre **at least seven business days before the beginning of the stay**. No professional or school-related reasons will be accepted.

VEHICLES AND ATVS

At your hunting sector, the use of an ATV is limited to trails marked, maintained, and sign-posted for this purpose. In addition, travel by ATV on roads intended for automobile traffic (numbered) or on roads located in hunting sectors other than your own is prohibited. Therefore, you will have to plan another means of transport (truck or four-wheel-drive vehicle) for travel down forest roads. Please note that roadways indicated on all maps of the territory are for information purposes only. Consequently, their level of accessibility or condition during your stay cannot be guaranteed. Management reserves the right to limit or modify hunting sectors following road washouts, logging, flooding, or any other situation out of its control.

WATERCRAFT MADE AVAILABLE TO CUSTOMERS

A watercraft will be provided if required to reach your lodging. Otherwise, there is no guarantee that the wildlife reserve will put watercraft at your disposal.

NOTICE

Wildlife reserve management reserves the right to restrict or change hunting sectors (due to road washouts, logging, flood, etc.). In most sectors, forestry, wind power generation, and trapping activities may be carried out during hunting periods.



REMINDER

EQUIPMENT

MUST-HAVES

- Walkies-talkies (included for groups with a guide)
- Trailer for transportation of game
- Photo or video camera
- Rope
- Cheesecloth
- Wick and compressor assembly for repairing tire punctures
- Map of your hunting sector, compass, GPS with map of the wildlife reserve
- Insect repellent
- Meat saw
- 12' x 12' opaque tarp (to shade the bracket)
- First aid kit
- Vinegar with a sprayer (protection against fly egg-laying)
- ATV (to travel in authorized sectors and retrieve your game; not applicable to groups with a guide)
- Forest survival kit
- Axe and chain saw
- 4x4 truck (recommended)
- Knives

CABIN OR RUSTIC SHELTER STAY

- Bedding (covers or a sleeping bag)
- Bath towels, dish towels
- Soap, shampoo, and personal effects
- Food
- Water container (non-potable water)

REGISTRATION

GROUP LEADER

One month before the stay, you will receive by email the electronic registration form to be completed so as to accelerate the registration process during fall.

To complete your registration upon arrival, please have these documents on hand:

- Booking confirmation
- Piece of identification with group leader photo
- Deer hunting licence for each hunter (please purchase in advance)
- Valid hunter's certificate for each hunter
- Sharing of a female deer hunting licence form, duly completed (if applicable)*
- Licence to possess and acquire firearms for each hunter (optional)



FAQ

Do Indigenous people hunt or fish in the wildlife reserve?

Sépaq does everything in its power to ensure that its activities coexist harmoniously with those of other forest users, including members of Indigenous communities. Our organization is not, however, authorized to manage traditional Indigenous activities or to deny them access to the territory. No request for a refund or compensation will be accepted should such a situation or such an activity occur in your hunting sector.

Can there be forestry work in my hunting sector?

Yes. Concerning forest work, you are no doubt aware that such endeavours are permitted in wildlife reserves, under the supervision of the Ministère des Ressources naturelles et des Forêts. Certain agreements have been reached with forest operators to receive advance warning of their proposed operations in an effort to minimize the inconveniences for our clientele. The results are proving satisfactory as the practice spreads in forest circles. Hunting sectors cover extensive areas, enabling hunters to pursue their activities far from non-fauna-related natural resource exploitation operations and the trapping which may take place. During your stay, if forest operators carry out work in your sector without your knowledge, please contact us. No request for a refund will be accepted should such a situation or such an activity occur in your hunting sector.

We hope that these brief explanations will enable you to better grasp the specific problem of the cohabitation of different users of forest environment resources. Please rest assured that we are making every effort to ensure that a balance results from our discussions with forestry companies.

What happens if the group leader cannot come for the stay?

The group leader must complete and submit a substitution request available on the Sépaq website, under the Information tab for each wildlife reserve. Such requests must be submitted to the Sépaq Customer Relations Centre at least seven working days before the beginning of the stay.

What happens if the group leader has to be absent during the stay?

The group leader must be present for the entire duration of the stay, until the moment of the harvest. However, it is possible for the group leader to be absent momentarily (for example, a medical appointment). The wildlife reserve must be notified of this absence. The group leader must leave his or her licence with the hunting group and come back on the same day. If the absence is to be longer than a day, a substitution request must be made seven days before the stay. Please refer to the "Substitution" section.

I have booked a stay in a wildlife reserve and I plan on hunting elsewhere after my stay. Which provincial zone must I enter on my licence?

You must enter the provincial zone where you intend to hunt after your stay in the wildlife reserve.

Photos: Hooké, Steve Deschênes, Yan Kaczynski, Yves Martineau, Sépaq



Sépaq - Customer Relations Centre: 1-800-665-6527
SOS Poaching: 1-800-463-2191